

Infant Lesson Plan

Unit: All About Me

Date: September, week 1

Content Area	Planned Activities				
	Monday	Tuesday	Wednesday	Thursday	Friday
Language	<p>So Big! Obj: to recognize names while having one on one interaction</p>	<p>Photo Collage Obj: to learn others' names</p>	<p>Where is (Name)? Obj: to learn names while being exposed to name to face recognition</p>	<p><u>Are You My Mother?</u> Obj: to listen to and enjoy a story while learning new words</p>	<p>Saying "Bye-Bye!" Obj: to associate words with hand gestures & practice repeating familiar words</p>
Fingerplays & Songs	<p>"Who Stole the Cookie?" Obj: to sing a new song that uses our names</p>	<p>"Where is Baby's Nose?" Obj: to learn the names of body parts</p>	<p>"Ten Little Fingers" Obj: to coordinate movements while learning new words</p>	<p>"Bye Baby Bunting" Obj. To learn and enjoy a new rhyme while being exposed to rhythm</p>	<p>"If You're Happy and You Know it" Obj: To associate actions to words in a familiar song</p>
Motor	<p>Mirror Pull Ups Obj: to strengthen arms & motor skills</p>	<p>Roll My Ball! Obj: to improve hand-eye coordination & increase gross motor skills</p>	<p>Let's Walk! Obj: to strengthen legs and practice balance</p>	<p>Tummy Time Fun! Obj: to strengthen neck muscles</p>	<p>Beach Ball Rock Obj: to increase muscle tone prepare for increased tummy time</p>
Sensory & Science	<p>"Nice Touches" Obj: to encourage gentle and appropriate touches</p>	<p>"Peek-a-boo!" Obj: to encourage reactions and responses through play</p>	<p>Water Play! Obj: to feel and explore the water</p>	<p>My Hand Print Obj: to experience textures using hands and fingers</p>	<p>Fun With Feathers Obj: to use senses to explore a new texture</p>

Infant Lesson Plan

Unit: ABC & 123's

Date: September, week 2

Content Area	Planned Activities				
	Monday	Tuesday	Wednesday	Thursday	Friday
Language	This Little Piggy Obj: to experience rhyming words	Uno, Dos, Tres, One, Two, Three Obj: to be exposed to a new language	Counting Sheep Obj: to read a book and be exposed to numbers	Waving Hello and Goodbye Obj: to associate words and movements	"What's Next?" Obj: to anticipate actions
Fingerplays & Songs	"Five Little Ducks" Obj: to	Letter Magnets Obj: to see letters of the alphabet	The Number Song Obj: to experience counting through a song	"Ten Little Monkeys" Obj: to learn the concept of less and more	"ABC-XYZ Song" Obj: to enjoy the alphabet in a silly way
Motor	1-2-3 Pull Ups Obj: to strengthen arm muscles	Building Towers Obj: to build gross motor skills	Counting Steps Obj: to practice going up steps	"Ten In The Bed" Obj: to practice rolling over	Crawl to the Toy! Obj: to practice crawling
Sensory & Science	Where Did the Number Go? Obj: to explore object permanence	Number Hide & Seek Obj: to search for objects that are buried	Eating Alpha-Bits Obj: to increase grasping skills	Take One Away Obj: to experience adding and subtracting	Number Fun Obj: to become familiar with appearance of numbers

Infant Lesson Plan

Unit: Where I Live

Date: September, week 3

Content Area	Planned Activities				
	Monday	Tuesday	Wednesday	Thursday	Friday
Language	Picture Card of Houses Obj: to point to familiar objects	"What I See Outside" Obj: to name objects seen outside	This is My House Obj: to recognize baby's home	My Mommy and Daddy Obj: to recognize family members	My Pets Obj: to recognize pets and their sounds
Fingerplays & Songs	"Ladybug, Ladybug Fly Away Home" Obj: to learn a new song with movements	"How Much is That Doggy?" Obj: to enjoy a familiar song	"How We Go to Sleep" Obj: to sing a song with hand movements	"Where is Thumbkin" Obj: to practice fine motor skills	"Wheels on the Bus" Obj: to learn a song with hand movements
Motor	Kick The Ball Obj: to practice gross motor skills	Going Up the Steps Obj: to pair words with actions	Practicing with a Spoon Obj: to learn a new fine motor skill	All By Myself Obj: to practice drinking independently	Reaching for Toys Obj: to learn cause and effect
Sensory & Science	I Hear a Windchime Obj: to discover sounds	Stop and Smell the Roses Obj: to experience a new smell	Playing with Pots and Pans Obj: to make music using something new	"Going to the Pool" Obj: to enjoy water play	Finger Paint Fun! Obj: to experience a new texture on the hands

Infant Lesson Plan

Unit: Apples

Date: September, week 4

Content Area	Planned Activities				
	Monday	Tuesday	Wednesday	Thursday	Friday
Language	Where is the Apple? Obj: to mimic or babble sounds	Apple Books Obj: to point or gesture	Fruit In and Fruit Out Obj: to learn new words and their meanings	Paper Chain Obj: to be exposed to colors & their names	Big or Small? Obj: to learn new words
Fingerplays & Songs	"I Like to Eat Apples and Bananas" Obj: to enjoy a silly song	"Applesauce Song" Obj: to listen to a song all about apples	Pat-a-Cake Obj: to learn a rhyme with coordinating movements	"The Apple Tree" Song Obj: to follow directions stated in a song	"Apples, Apples" Obj: to learn a new song about apples
Motor	Crawl to the Apple! Obj: to move toward an object by crawling	Reach for the Apple Obj: to strengthen hand eye coordination	Bobbing For Apples Obj: to strengthen fine motor skills	Rolling the Apple Obj: to practice rolling	Pillow Mountains Obj: to experience climbing
Sensory & Science	Painting With Apples Obj: to create using a new object	Exploring Real Apples Obj: to discover a new object	Hide and Seek Apple Obj: to explore object permanence	Fruit Scents Obj: to discover new smells	Leaves! Obj: to feel a new texture

Infant Lesson Plan

Unit: Circus

Date: October, week 1

Content Area	Planned Activities				
	Monday	Tuesday	Wednesday	Thursday	Friday
Language	<p>Colorful Clowns obj: to learn and repeat new color words</p>	<p>Circus Pictures obj: to be exposed to new vocabulary</p>	<p>Jack in the Box obj: to listen attentively to sounds</p>	<p>Animal Crackers obj: to copy and adult's actions</p>	<p>How many lions? Obj: to learn numbers</p>
<u>Fingerplays & Songs</u>	<p>The Little Clown obj: to sing a song while using hands and fingers</p>	<p>Circus Song obj: to sing and respond to music</p>	<p>Jack in the Box obj: to learn and repeat a song</p>	<p>Ten Little Balloons obj: to practice counting while learning and repeating a new song</p>	<p>Circus Elephant obj: to sing a song while using hands and fingers</p>
<u>Motor</u>	<p>Juggling Fun obj: to develop gross motor skills</p>	<p>Tightrope Walking obj: to increase large motor skills</p>	<p>Animals In, Animals Out obj: to learn the concept of "in" & "out"</p>	<p>Lion Tamer obj: to practice walking and crawling</p>	<p>Circus Dance obj: to move in time with music</p>
<u>Sensory & Science</u>	<p>Circus Tent obj: to explore in and out</p>	<p>Where is the elephant? Obj: to observe changes in our environment</p>	<p>Fingerpaint Balloons obj: to explore a new texture</p>	<p>Circus Animal Painting obj: to use items to create</p>	<p>Clown Hats obj: to explore then sense of cold and hot</p>

Infant Lesson Plan

Unit: Fire Prevention

Date: October, week 2

Content Area	Planned Activities				
	Monday	Tuesday	Wednesday	Thursday	Friday
Language	<p>Fire Engine Noises obj: to learn cause and effect</p>	<p>Firefighters obj: to look at pictures in a book and learn new vocabulary</p>	<p>Fire Truck obj: to learn about a familiar object in the community while learning new words</p>	<p><u>Fire Truck</u> obj: to experience the color red through pictures in a book</p>	<p>Roll Over obj: to learn and imitate action words</p>
<u>Fingerplays & Songs</u>	<p>Fire Engine obj: to repeat familiar words by learning a new song</p>	<p>Firefighter obj: to practice hand and finger movements along with a new song</p>	<p>Hurry, Hurry, Drive the Firetruck obj: to be exposed to familiar and new vocabulary in a song</p>	<p>Did You Ever See a Firefighter? Obj: to practice new vocabulary while singing a song</p>	<p>Firefighters obj: to sing a new song</p>
<u>Motor</u>	<p>Stop, Drop & Roll obj: to learn and imitate new action words</p>	<p>Get Low and Crawl obj: to practice large motor skills by crawling</p>	<p>Little Fire Trucks obj: to learn the concept of in & out</p>	<p>Put out the Fire obj: to practice grasping</p>	<p>Up the Ladder obj: to practice large motor skills by moving up & down steps</p>
<u>Sensory & Science</u>	<p>Splashing Water obj: to participate in a sensory experience</p>	<p>Firefighter Hats obj: to experience mixing colors</p>	<p>Fire obj: to participate in an art activity using new painting tools</p>	<p>Smoke Tasting obj: to explore sense of taste & touch</p>	<p>Ladder Art obj: to use creative expression</p>

Infant Lesson Plan

Unit: Autumn

Date: October, week 3

Content Area	Planned Activities				
	Monday	Tuesday	Wednesday	Thursday	Friday
Language	<p>Fall Leaves obj: to learn and repeat the words "big" & "small"</p>	<p>Fall Leaf Colors obj: to be exposed to fall colors using leaves</p>	<p>Fall Colors obj: to learn and repeat fall colors using pictures in a book</p>	<p><u>When Autumn Comes</u> obj: to listen to a book & interact with children</p>	<p><u>Pooh and the Falling Leaves</u> obj: to show interest in books and learn new vocabulary</p>
Fingerplays & Songs	<p>Jumping in the Pumpkin Patch obj: to learn color words by singing a new song</p>	<p>Squirrel Song obj: to mimic movements while learning a new song</p>	<p>The Leaves are Falling Down obj: to sing a song and respond to music</p>	<p>Five Little Owls obj: to practice counting while learning and repeating a new song</p>	<p>Autumn Leaves Are A-Falling obj: to sing a song while using hands & fingers</p>
Motor	<p>Tunnel Time obj: to develop gross motor skills by crawling towards an object</p>	<p>My Hat obj: to practice self help skills</p>	<p>Mountain Walks obj: to practice coordinate body movements</p>	<p>Jumping in the Leaves obj: to practice jumping</p>	<p>I Can Do it Too! Obj: to practice coordinated body movements by imitating</p>
Sensory & Science	<p>Leaf & Twig exploration obj: to participate in a new sensory experience</p>	<p>Handprint Trees obj: to be exposed to a tactile sensory experience</p>	<p>Leaf Sponges obj: to allow creative expression by using sponges as painting tools</p>	<p>Scarecrows obj: to participate in a new sensory experience</p>	<p>Bobbing for Apples obj: to track objects with eyes and using grasping skills</p>

Infant Lesson Plan

Unit: Halloween

Date: October, week 4

Content Area	Planned Activities				
	Monday	Tuesday	Wednesday	Thursday	Friday
Language	Where is the Ghost? Obj: to demonstrate object permanence while learning new vocabulary	Five Little Pumpkins obj: to listen to a story	Peek-A-Boo! Obj: to listen to new words while interacting with others	Black Cat Puppets obj: to learn new words and make animal sounds	<u>Mouses First Halloween</u> obj: to expand vocabulary and practice looking at books
Fingerplays & Songs	The Itsy-Bitsy Spider obj: to sing a song using hands & fingers	Once I Had a Pumpkin obj: to learn and repeat a new song	One Little, Two Little Three Little Pumpkins obj: to be exposed to counting	Halloween is Here obj: to learn and repeat a familiar tune	Jack-O-Lantern obj: to practice clapping to a familiar tune
Motor	Crawling to the Pumpkin Patch obj: to practice gross motor skills	Pumpkin Rolls obj: to promote coordinated body movements	Bat Catch obj: to practice grasping and catching	Count Chocula Pick Up obj: to practice pincer grasp	Black Cat Drop obj: to encourage eye-hand coordination
Sensory & Science	Spider Shadows obj: to visually track shadows	Pumpkin Pie Mix Fingerpainting obj: to participate in a sensory experience	Baby Pumpkin Painting obj: to practice grasping while exploring new textures	Halloween Animals obj: to explore objects that are hard and soft	Halloween Parade obj: to expand sensory experiences

Infant Lesson Plan

Unit: Farm

Date: October, week 5

Content Area	Planned Activities				
	Monday	Tuesday	Wednesday	Thursday	Friday
Language	Mommy and Baby Animals obj: to expand vocabulary	<u>The Farm Book</u> obj: to expand vocabulary by recognizing and pointing to familiar objects	Show Me the Sheep obj: to match words and objects	<u>Farmer Duck</u> obj: to expand interest in books	Farmer Exploration obj: to learn the words for the parts of the body
Fingerplays & Songs	Old MacDonald Had a Farm obj: to make animal noises while learning a new song	BINGO obj: to practice clapping to a familiar tune	Three Blind Mice obj: to explore rhythm while using musical instruments	Baa Baa Black Sheep obj: to sing a song together	Mary Had a Little Lamb obj: to learn new words while singing a familiar song
Motor	Jumping in the Hay obj: to practice using feet in a new way	Rolling in the mud obj: to practice fine motor skills	Reach the Animals Toys obj: to strengthen gross motor skills	Cow Pasture obj: to strengthen walking and crawling skills	Pushing Tractors obj: to enhance large motor skills
Sensory & Science	Feeling Feathers obj: to expand sensory experiences by exploring feathers	Applesauce Tasting obj: to use our sense of taste and touch	Pigs in the Mud obj: to use our sense of touch, taste & smell	Scarecrows obj: to expand sensory experiences while painting with hands	Veggie Painting obj: to encourage creative expression

Infant Lesson Plan

Unit: Transportation & Byron Barton

Date: November, Week 1

Content Area	Planned Activities				
	Monday	Tuesday	Wednesday	Thursday	Friday
Language	<u>Machines at Work</u> by: Byron Barton	<u>Planes</u> by: Byron Barton	<u>Cars</u> Obj: to recognize objects by name while exploring ways they roll	<u>Boats</u> Obj: to look at pictures in a book and learn new words	<u>Trains</u> Obj: to associate objects with sounds
<u>Fingerplays & Songs</u>	"Down by the Station" Obj: to learn a new song	"I've Been Working on the Railroad" Obj: to learn a new song	"Little Red Wagon" Obj: to explore repetition in a song	"Row, Row, Row Your Boat" Obj: to move and respond to music	"The Wheels on the Bus" Obj: to sing a familiar song while using hands & fingers to do movements
<u>Motor</u>	vehicle roll Obj: to practice crawling and walking while pushing a toy	Where is the Airplane? Obj: to explore & demonstrate object permanence	airplane hangar Obj: to demonstrate eye hand coordination	follow the train Obj: to practice tracking objects as well as walking & crawling	flying planes Obj: to enhance fine motor skills and practice grasping
<u>Sensory & Science</u>	sponge painted boats Obj: to demonstrate eye hand coordination	sensory table Obj: to explore objects that float and sink	car races Obj: to explore properties using various tools	footprint school bus Obj: to use our bodies to create	vehicle painting obj: to paint with a familiar object

Infant Lesson Plan

Unit: My Community

Date: November, Week 2

Content Area	Planned Activities				
	Monday	Tuesday	Wednesday	Thursday	Friday
Language	cars Obj: to learn simple words while playing	dogs Obj: to recognize the names of familiar objects	around the community Obj: to learn new vocabulary	Airport by: Byron Barton	Just Shopping With Mom By: Mercer Mayer
<u>Fingerplays & Songs</u>	"Old Man Grocer Has a Store" Obj: to learn a new song and mimic movements	"The Community Worker Song" Obj: to sing a new song	"Teachers" Obj: to learn a new song	"Pizza Pie" Obj: to mimic motions while learning a new song	"In the Mailbox" Obj: to explore rhythm through song & rhyme
<u>Motor</u>	soccer practice Obj: to exercise gross motor skills while being exposed to a new sensory experience	newspaper delivery Obj: to exercise fine motor skills by grasping and rolling	grocery store Obj: to coordinate movements while being introduced to new experiences	mow the lawn, vacuum the room Obj: to practice pushing while walking or crawling	basketball court Obj: to enhance gross motor skills while exploring cause and effect
<u>Sensory & Science</u>	barbershop Obj: to participate in a new sensory activity	mashed potato play Obj: to use sense of taste and touch	sounds of the city Obj: to use sense of hearing to describe sounds	snail mail Obj: to use creative expression	fingerpaint stop sign Obj: to participate in a familiar sensory experience

Infant Lesson Plan

Unit: Turkeys

Date: November, Week 3

Content Area	Planned Activities				
	Monday	Tuesday	Wednesday	Thursday	Friday
Language	"Old MacDonald" Obj: to expand vocabulary and make animal sounds	<u>Ten Fat Turkeys</u> by: Tony Johnston	<u>Five Silly Turkeys</u> by: Salina Yoon	turkeys up, turkeys down Obj: to pair words with actions	Where's the feather? Obj: to explore object permanence while being exposed to color words
<u>Fingerplays & Songs</u>	"Five Little Turkeys" Obj: to mimic movements while learning a new song	"Five Fat Turkeys" Obj: to learn a new song	"Fat Turkeys" Obj: to sing a song together	"Five Little Turkeys" Obj: to be exposed to counting while singing	"The Turkey" Obj: to be exposed to rhyming words
<u>Motor</u>	feather hunt Obj: to practice grasping	surprises inside Obj: to use fine motor skills to tear paper	boxed set Obj: to use hands to open and close objects	baby's cupboard Obj: to strengthen walking and crawling skills while having interactions	feather painting Obj: to use grasping and other fine motor skills
<u>Sensory & Science</u>	feeling feathers Obj: to expand sensory experiences	bottle shakers Obj: to use sense of hearing	handprint turkeys Obj: to use body parts & sense of touch to create	colored bottles Obj: to experiment with colors	pumpkin pudding Obj: to participate in a new sensory experience

Infant Lesson Plan

Unit: Weather

Date: November, Week 4

Content Area	Planned Activities				
	Monday	Tuesday	Wednesday	Thursday	Friday
Language	wet & dry obj: to pair new words with objects	<u>Little Cloud</u> by: Eric Carle	<u>The Snowy Day</u> by: Ezra Jack Keats	flash obj: to learn a new word	sun obj: to pair words with familiar objects
<u>Fingerplays & Songs</u>	"It's Raining" obj: to learn a new song	Oh Mr. Sun obj: to pair movements with words in a song	musical instruments obj: to explore rhythm using instruments	Rain, Rain, Go Away obj: to participate as a member of a group	"You Are My Sunshine" obj: to sing a new song while using hand/arm movements
<u>Motor</u>	catch a raindrop obj: to increase grasping skills	cloud toss obj: to use hands and fingers to throw objects	crawling on snow obj: to explore texture while practicing crawling skills	follow the light obj: to move towards light given by flashlight	dancing with sun rays obj: to move creatively using scarves
<u>Sensory & Science</u>	sponge play obj: to explore wet & dry objects using tools and hands	whipped cream play obj: to explore new textures using hands	ice cube painting obj: to create using new objects	flashlight fun obj: to be exposed to a new type of light	sun fingerpainting obj: to create using a variety of materials

Infant Lesson Plan

Unit: The Works of Maurice Sendak

Date: December, Week 1

Content Area	Planned Activities				
	Monday	Tuesday	Wednesday	Thursday	Friday
Language	<u>Where the Wild Things Are</u> by: Maurice Sendak	<u>In the Night Kitchen</u> by: Maurice Sendak	<u>Little Bear</u> by: Maurice Sendak	<u>Seven Little Monsters</u> by: Maurice Sendak	<u>One Was Johnny</u> by: Maurice Sendak
<u>Fingerplays & Songs</u>	Where are the wild things? Obj: to put new words to a familiar tune	Pat - a - Cake obj: to coordinate movements with a rhyme	Teddy Bear, Teddy Bear obj: to be exposed to names of body parts while learning a new rhyme	I Little Monster obj: to be exposed to counting while singing a song	I see... obj: to hear our names in song
<u>Motor</u>	climbing the trees obj: to increase gross motor skills	stir & mix obj: to move in a purposeful manner	paws up, paws down obj: to follow directions while moving body parts	where is the monster? obj: to place & remove objects while practicing object permanence	crawl to... obj: to move towards a familiar object/person
<u>Sensory & Science</u>	pine needles obj: to explore textures of familiar objects	flour fun obj: to create using new materials	what's that smell? obj: to use the sense of smell to explore	shake it loud, shake it soft obj: to explore noise using hands & movement	my eyes, my ears obj: to point or respond to names of body parts

Infant Lesson Plan

Unit: Healthy Bodies

Date: Week #2 December

Content Area	Planned Activities				
	Monday	Tuesday	Wednesday	Thursday	Friday
Language	<p>Washing Hands Obj: To learn the words "wash" and "hands"</p>	<p>This Little Piggy Obj: To hear a rhyme about toes</p>	<p>Baby Sign Language. "Eat" Obj: To learn the sign for "eat"</p>	<p>Fruit in and Fruit Out Obj: To learn the words "In" and "Out"</p>	<p>Baby Sign Language: Sleepy Obj: To learn the sign for "tired"</p>
<u>Fingerplays & Songs</u>	<p>"This is the way we wash our face" Obj: To learn about washing the face</p>	<p>Ten Little Fingers and Toes Obj: To learn the words for fingers and toes</p>	<p>"Head, Shoulders, Knees and Toes" Obj: To learn a song about body parts and act out along</p>	<p>"Apples and Bananas" Obj: To hear a song about healthy foods</p>	<p>"Tush Little Baby" Obj: To learn a new rhyme for bedtime</p>
<u>Motor</u>	<p>Stand Up, Sit Down Obj: To strengthen legs</p>	<p>Circle Walk Obj: To practice walking to a fun song</p>	<p>"Open, Shut Them" Obj: To learn the skill of opening and closing hands to a rhyme</p>	<p>1,2,3 Sit Ups Obj: To practice sitting up and strengthening back muscles</p>	<p>"Ten in the Bed" Obj: To practice rolling over with a fun song</p>
<u>Sensory & Science</u>	<p>Animal Toy Bath Obj: To have fun with a "pretend" bath</p>	<p>Sand Play Obj: To feel and explore a new texture</p>	<p>Vegetable Stamping Obj: To make artwork with something new</p>	<p>Banana Slices Obj: To eat or discover a healthy fruit</p>	<p>Pillow Climb Obj: To strengthen gross motor skills and large muscles</p>

Infant Lesson Plan

Unit: Celebrations Around the World

Date: December, Week 3

Content Area	Planned Activities				
	Monday	Tuesday	Wednesday	Thursday	Friday
Language	Shake It Obj: To learn the word "shake" along with the movement	<u>The Snowman</u> by Raymond Briggs Obj: To hear a story about snowmen	Show me your nose Obj: To learn the word nose and point to a body part	Stars Obj: To see a new shape and hear the word "star"	Photo Collage of Holidays Obj: To see pictures of different holiday celebrations
<u>Fingerplays & Songs</u>	Jingle Bells! Obj: To hear a new holiday song about bells	Frosty the Snowman Obj: To hear and enjoy a song about a snowman	Rudolph the Red Nosed Reindeer Obj: To enjoy a traditional holiday song	I'm a Little Snow Person Obj: To hear a song about snow with corresponding actions	Dreidel Song Obj: To hear a traditional holiday song
<u>Motor</u>	Shake the Bell Obj: to manipulate and shake an object with purposeful movements	Rolling Balls Obj: To practice the motor skill of rolling	Reindeer Tap on the Roof Obj: To practice the skill of tapping feet	Putting on Hats and Gloves Obj: To practice fine motor skills	Spinning Toys Obj: To use hands to manipulate an object
<u>Sensory & Science</u>	The Bell Song (Wonderplay Book)	Cold Ice! Obj: To feel the cold sensation of ice	Hand Print Wreath Obj: To experience paint on the hands to make an art project	Opening Presents (What's In the Box?) Obj: To seek out and find a toy	Lights on, Lights Off Obj: To purposefully turn things on and off

Infant Lesson Plan

Unit: Nursery Rhymes

Date: December, Week 4

Content Area	Planned Activities				
	Monday	Tuesday	Wednesday	Thursday	Friday
Language	A Sheep Says "Baaa" Obj: To learn and repeat a new animal sound	"Up" and "Down" Obj: To be exposed to the meanings of "up" and "down"	Cats Say Meow Obj: To pair words with sound	Cows Say Moo Obj: To hear and repeat familiar sounds	The Itsy Bitsy Spider Obj: To be exposed to a new rhyme
<u>Fingerplays & Songs</u>	"Baa Baa Black Sheep" Obj: To learn a new rhyme	Jack and Jill Obj: To hear and enjoy a Mother Goose rhyme	"Three Little Kittens" Obj: To hear a rhyme and be exposed to counting	"Hey Diddle Diddle" Obj: To enjoy a fun Mother Goose rhyme	"The Itsy-Bitsy Spider" Obj: To be exposed to rhyming words
<u>Motor</u>	Climbing Over the Fence Obj: To use gross motor skills to climb	I Can Stand Up! Obj: To strengthen leg muscles and balance	Putting On Mittens Obj: To use fine motor skills and achieve a goal	I Can Use a Spoon Obj: To use fine motor skills to pick up objects	Pointing Up Obj: To practice pointing to objects
<u>Sensory & Science</u>	Exploring Cotton Balls Obj: To feel a new texture using hands	Water Play with Pails Obj: To experiment with water and pails	Exploring Yarn Obj: To discover a new thing using hands	Spots on a Cow Obj: To paint spots on a cow using fingerpaint	Wet or Dry? Obj: To discover objects that are either wet or dry

Infant Lesson Plan

Unit: The Works of Jan Brett

Date: December, Week 5

Content Area	Planned Activities				
	Monday	Tuesday	Wednesday	Thursday	Friday
Language	<p><u>Annie and the Wild Animals</u> Obj: To listen and respond to a story</p>	<p>Honey... Honey... <u>Lion!</u> Obj: To gesture & recognize picturea</p>	<p>Hedgehog Blasts Off! Obj: To be exposed to new words</p>	<p>Happy Birthday Dear Duck! Obj: To hear familiar words in a story</p>	<p><u>The Three Snow Bears</u> Obj: To hear a story by the featured author</p>
<u>Fingerplays & Songs</u>	<p>"Three Little Kittens" Obj: To hear a new rhyme with animal sounds</p>	<p>"The Lion Sleeps Tonight" Obj: To be exposed to a new song</p>	<p>"I See the Moon" Obj: To learn a new rhyme</p>	<p>"Five Little Ducks" Obj: To hear song and be exposed to numbers</p>	<p>"The Bear Went Over the Mountain" Obj: To hear a rhyme and learn new words</p>
<u>Motor</u>	<p>Reach for the Cat Obj: To strengthen hand eye coordination</p>	<p>Badger Bounce Obj: To strengthen leg muscles by bouncing</p>	<p>Flying Through Space Obj: To exercise head neck muscles and balance</p>	<p>Flap Your Wings Obj: To imitate a movement and exercise arm muscles</p>	<p>Crawl Into the Igloo Obj: To strengthen gross motor skills</p>
<u>Sensory & Science</u>	<p><u>That's Not My Kitten!</u> Obj: To feel the textures of a kitten</p>	<p>Feeling Feathers Obj: To experience a new texture</p>	<p>Echoes in Space! Obj: To hear and repeat echoes</p>	<p>Ducks in the Water Obj: To experience floating objects in the water</p>	<p>Ice Play Obj: To feel the sensation of cold</p>

Infant Lesson Plan

Unit: Dinosaurs

Date: January, week 1

Content Area	Planned Activities				
	Monday	Tuesday	Wednesday	Thursday	Friday
Language	<u>Oh My Oh My Oh Dinosaurs</u> By: Sandra Boynton	<u>Dinosaur Roar!</u> By: Henrietta Stickland	<u>That's Not My Dinosaur</u> By: Fiona Watt	<u>Spiky, Scary, Scaly Dinosaurs</u> By: DK Publishing	<u>Touch & Feel Noisy Dinosaurs</u> By: Nick Page
<u>Fingerplays & Songs</u>	5 Little Dinosaurs Obj: to sing a new counting song	If You're a Happy Dinosaur Obj: to explore coordinating movements to words in song	Dinosaur on Your Head Obj: to be exposed to body parts names and locations	There Was a Dino... Obj: to clap and explore rhythm in song	instrument fun Obj: to use musical instruments for self expression
<u>Motor</u>	crawl in, crawl out Obj: to increase gross motor skills	line them up Obj: to place items purposefully	under the tree branches Obj: to reach and stretch for objects using gross and fine motor skills	where is the dinosaur? Obj: to search for and find hidden objects	can you find the... Obj: to move towards objects
<u>Sensory & Science</u>	dino bone dig Obj: to search for objects in a new environment	loud & soft roar Obj: to explore & create sound	painting with leaves Obj: to use new materials for self expression	playdough prints Obj: to explore textured materials	soft or hard Obj: to be exposed to a variety of materials

Infant Lesson Plan

Unit: In the Arctic

Date: January, week 2

Content Area	Planned Activities				
	Monday	Tuesday	Wednesday	Thursday	Friday
Language	<u>Polar Bear, Polar Bear</u> <u>What do you Hear?</u> By: Bill Martin	<u>Hello Arctic!</u> By: Theodore Taylor	<u>Arctic Five Arrives</u> By: Elinor Pinczes	<u>My Arctic 1,2,3</u> By: Michale Kusugak	<u>In the Arctic</u> By: Steve Lavis
Fingerplays & Songs	5 Little Polar Bears Obj: to be exposed to counting in a song	Polar Bear, Polar Bear Obj: to learn body part names through a rhyming song	3 Little Fishes Obj: to learn a new song using numbers 1-3	Down by the Iceberg Obj: to learn new words by singing a song	Take me to the Arctic! Obj: to sing a new song to a familiar tune
Motor	fish toss Obj: to explore using gross motor skills	slide & slip Obj: to increase stomach muscles	roll over Obj: to use gross motor skills to turn from side to side	Where is the... Obj: to point, gesture or move towards a familiar object	Hide the polar bear Obj: to demonstrate object permanence
Sensory & Science	ice painting Obj: to use new materials to create	white on black Obj: to create using opposite colors	mashed potato fun Obj: to explore textures materials with hands and fingers	soft & smoth Obj: to explore new textures	wet & dry Obj: to create using opposite mediums

Infant Lesson Plan

Unit: Construction

Date: January, week 3

Content Area	Planned Activities				
	Monday	Tuesday	Wednesday	Thursday	Friday
Language	<u>Construction Zone</u> By: Tana Hoban	<u>Big Road Machines</u> By: Caterpillar	<u>Machines at Work</u> By: Byron Barton	<u>My Big Truck Book</u> By: Roger Priddy	<u>Tough Machines</u> By: DK Publishing
Fingerplays & Songs	"The Wheels on the Truck" Obj: to sing a familiar song with new words	"This Little Truck" Obj: to associate words with objects through music	"I Love Dirt" Obj: to sing a new song while being exposed to rhythm	"I've Been Working on the Jobsite" Obj: to clap and participate in a group music experience	Dirt Shakers Obj: to use objects in our environment to create sound
Motor	crawl through the grass Obj: to explore textured materials	under the bridge Obj: to crawl towards and under specific objects	push and pull Obj: to increase gross and fine motor skills through play	hard hat on, hard hat off Obj: to place objects with a purpose	Hide the Truck... Obj: to demonstrate object permanence
Sensory & Science	trucks in the dirt Obj: to create using classroom toys	fingerpainting in the mud Obj: to create using textured materials	fast & slow Obj: to move objects & respond to words	hard & soft Obj: to explore weight using a variety of materials	color mixing Obj: to create & explore color

Infant Lesson Plan

Unit: Tools and Machines

Date: January, Week 4

Content Area	Planned Activities				
	Monday	Tuesday	Wednesday	Thursday	Friday
Language	<u>"H" is For Hammer</u> Obj: To explore tools	<u>I Love Tools</u> Obj: To learn about different types of tools	<u>Machines at Work</u> by Byron Barton Obj: To explore machines & the way they move	<u>Tools</u> (A lift the flap book) Obj: To use and hear new words	<u>Tools</u> by Byron Barton Obj: To listen to a story & point to pictures
<u>Fingerplays & Songs</u>	<u>"I've Been Working on the Railroad"</u> Obj: To hear a familiar song	<u>"Construction Worker Song"</u> Obj: To hear a song and associate words to actions	<u>"Wheels on the Bus"</u> Obj: To coordinate movements with words in a song	<u>"Hickory Dickory Dock"</u> Obj: To enjoy a song and explore making new sounds	<u>"This Old Man"</u> Obj: To be exposed to counting through a fingerplay
<u>Motor</u>	<u>My Tool Box</u> Obj: To increase purposeful movements	<u>How I Hammer</u> Obj: To imitate, copy & respond to movements	<u>Shape Sorter</u> Obj: To strengthen hand-eye coordination	<u>Pushing Cars</u> Obj: To imitate actions	<u>Bicycle Legs</u> Obj: To strengthen legs and muscles
<u>Sensory & Science</u>	<u>Painting With Brushes</u> Obj: To use a tool to create art	<u>Balls and Chutes</u> Obj: To explore cause and effect	<u>Discovering Sandpaper</u> Obj: To explore new textures	<u>How Tall am I?</u> Obj: To use tools	<u>Catching Bubbles</u> Obj: To explore bubbles & their properties

Infant Lesson Plan

Unit: Teeth

Date: February, Week 1

Content Area	Planned Activities				
	Monday	Tuesday	Wednesday	Thursday	Friday
Language	Where are baby's teeth? Obj: To associate words to objects	<u>The Tooth Book</u> by: Leo LeSeig Obj: To explore words in print	<u>Brushing My Teeth</u> by: DK Publishing	<u>Teeth are Not for Biting</u> by: Elizabeth Verdick	<u>Take Care of Your Teeth</u> by: Don L. Curry
Fingerplays & Songs	"Chew, chew, chew your food!" Obj: To hear a song and mimic motions	"Tooth Brushing Song" Obj: To be exposed to music	"Drink, drink, drink your milk" Obj: To pair words with actions	"Smile, smile, smile at me" Obj: To mimic, copy & respond to music	"Eyes, Ears, Nose and Mouth" Obj: To pair parts of the body with their names
Motor	Blowing Kisses Obj: To associate words with an action	Fill, Eat, and Dump Obj: To use motor skills to fill a cup with a snack	Blanket Roll Obj: To practice rolling over	Climb the Steps Obj: To strengthen gross motor skills	Crawl here, crawl there Obj: To encourage crawling
Sensory & Science	What is a Toothbrush? Obj: To touch & explore textured materials	Frozen Teething Toys Obj: To explore various temperatures	Crunchy or Soft? Obj: To feel the textures of different foods	"What's That Taste?" Obj: To experience taste	Painting with "Toothpaste" Obj: To create using various colors

Infant Lesson Plan

Unit: Valentine's and Friendship

Date: February, Week 2

Content Area	Planned Activities				
	Monday	Tuesday	Wednesday	Thursday	Friday
Language	Signing "I Love You" Obj: To learn a sign to communicate	Heart Cut outs Obj: To learn the word "heart" and see the shape	<u>Where is Baby's Valentine?</u> Obj: To hear a story about a Valentine	<u>Do you Want To Be My Friend?</u> By Eric Carle Obj: To hear a story about friendship	Baby's Animal Friends Obj: To learn animal names
<u>Fingerplays & Songs</u>	"Barney's Song" Obj: To hear a song about love and friends	"Greeting Song" Obj: To be welcomed with a friendly song	"Skidamarink" Obj: To hear a song with "I love you"	Friendship Song Obj: To learn a song about friends	Tu Me Gustas (Sesame Street) Obj: To hear a friend song in Spanish
<u>Motor</u>	Blowing Kisses Obj: To learn a new way to communicate love	Giving Hugs Obj: To learn a new way to show love	Rolling Balls To Each Other Obj: To learn a skill and play together	Pointing to Friends Obj: To learn how to point to identify names	Horsie Ride! Obj: To strengthen baby's balance
<u>Sensory & Science</u>	"Soft Touches" Obj: To learn how to be gentle with friends	Caring For Baby Dolls Obj: To act in a caring way towards dolls	Friend Puppets Obj: To manipulate puppets and learn names	Sponge Painting with Heart Shapes Obj: To create art using sponges	Warm or Cold? Obj: To feel difference in temperature with different objects

Infant Lesson Plan

Unit: The Works of Laura Numeroff

Date: February, week 3

Content Area	Planned Activities				
	Monday	Tuesday	Wednesday	Thursday	Friday
Language	<u>If You Give a Mouse a Cookie</u> By: Laura Numeroff	<u>If You Give a Pig a Pancake</u> By: Laura Numeroff	<u>What Mommies Do Best, What Daddies Do Best</u> By: Laura Numeroff	<u>The Chicken Sisters</u> By: Laura Numeroff	<u>If You Give a Moose a Muffin</u> By: Laura Numeroff
<u>Fingerplays & Songs</u>	"C Is For Cookie" Obj: To hear a song and practice making sounds	"This Little Piggy" Obj: To hear a rhyme and mimic motions	"Barney Song" Obj: To sing a new song to a familiar tune	"1-2-Buckle My Shoe" Obj: To hear a rhyme and act out the motions	"Do You Know the Muffin Man?" Obj: To sing a new song
<u>Motor</u>	Bring it to Me! Obj: To encourage movement	Spoon on String Obj: To observe cause and effect	Giving Hugs Obj: To show affection while pairing words with actions	Flap your Wings! Obj: To strengthen arm muscles	Walk This Way Obj: To practice walking with assistance
<u>Sensory & Science</u>	Furry Animal Books Obj: To feel various textures	Cooking Time! Obj: To discover and use cooking tools	Family Roll Over Cans Obj: To practice fine motor skills	Feeling Feathers Obj: To feel textures	Eating Muffins Obj: To increase use of fine motor skills

Infant Lesson Plan

Unit: Dr. Seuss

Date: February, Week 4

Content Area	Planned Activities				
	Monday	Tuesday	Wednesday	Thursday	Friday
Language	<p><u>One Fish, Two Fish, Red Fish, Blue Fish</u> Obj: To hear a story by the featured author</p>	<p><u>Green Eggs and Ham</u> Obj: To hear a story featuring rhymes</p>	<p><u>Fox in Socks</u> Obj: To hear a story with tongue twisters</p>	<p><u>The Cat in the Hat</u> Obj: To hear a famous story by Dr. Seuss</p>	<p><u>A to Z</u> Obj: To hear a story featuring letters</p>
Fingerplays & Songs	<p>"Row, Row, Row, Your Boat" Obj: To learn a song and mimic movements</p>	<p>"I Can, Can You?" Obj: To hear a song a mimic the motions</p>	<p>"This Is The Way We Put On Our Socks" Obj: To practice self help skills</p>	<p>"Boom, Boom, Ain't It Great To Be Crazy" Obj: To enjoy a silly song</p>	<p>The ABC Song Obj: To become familiar with the ABC's</p>
Motor	<p>Gone Fishin' Obj: To pick up and dump objects</p>	<p>Pushing Cars Obj: To manipulate and push objects along the floor</p>	<p>Beanbag Toss Obj: To practice throwing</p>	<p>Putting On Hats Obj: To learn how to put on hats</p>	<p>1-2-3 Pull Ups Obj: To strengthen neck and back muscles</p>
Sensory & Science	<p>Eating Fish Crackers Obj: To explore table food</p>	<p>Green Play-Doh Obj: To feel and discover a new texture</p>	<p>Can Shakers Obj: To practice creating noises</p>	<p>Pink Hand Prints Obj: To create art using fingerpaints</p>	<p>Crumbling Tissue Paper Obj: To discover and explore a new texture</p>

Infant Lesson Plan

Unit: Up In The Clouds

Date: March, Week 1

Content Area	Planned Activities				
	Monday	Tuesday	Wednesday	Thursday	Friday
Language	<p>Pointing "Up" Obj: To understand and speak the word "up"</p>	<p><u>High Flying Kites</u> by Nancy Parent Obj: To learn about kites and how they fly</p>	<p>"Hey, Diddle Diddle" Obj: To hear a rhyme about flying and the moon</p>	<p><u>Little Cloud</u> by Eric Carle Obj: To point out and say "cloud"</p>	<p><u>Planes</u> by Byron Barton Obj: To identify airplanes</p>
<u>Fingerplays & Songs</u>	<p>"Bird Feeding Song" Obj: To hear a song about birds in the sky</p>	<p>"Twinkle, Twinkle, Little Star" Obj: To hear a song featuring stars in the sky</p>	<p>"You Are My Sunshine" Obj: To listen to a song about the sun in the sky</p>	<p>"It's Raining, It's Pouring" Obj: To song and discuss how rain falls from the sky</p>	<p>"I See The Moon" Obj: To learn a rhyme about the moon</p>
<u>Motor</u>	<p>Climbing Up Mountains (pillows) Obj: To strengthen gross motor skills</p>	<p>Reaching For Bubbles Obj: To strengthen hand-eye coordination</p>	<p>Flying Airplane Obj: To delight in flying above the ground. To see from a new height</p>	<p>Throwing the Ball Obj: To enhance fine motor skills</p>	<p>Here Comes The Airplane Obj: To strengthen reaching skills</p>
<u>Sensory & Science</u>	<p>Exploring Cotton Balls Obj: To feel a fluffy, "cloud-like" texture</p>	<p>Discovering Balloons Obj: To see and explore balloons and how they float</p>	<p>Shaving Crème Clouds Obj: To create art using shaving crème as a medium</p>	<p>Sunshine Puzzles Obj: To organize objects by appearance</p>	<p>Flashlight Fun Obj: To track light movements on the walls and ceiling</p>

Infant Lesson Plan

Unit: St. Patrick's Day

Date: March 17-21

Content Area	Planned Activities				
	Monday	Tuesday	Wednesday	Thursday	Friday
Language	"Where are the Shamrocks?" Obj: To point out and identify shamrocks	What is Green? Obj: To point out and name green objects	St. Patrick's Day book Obj: To read a story with a St. Pat's Day theme	St. Patrick's Day book Obj: To read a story with a St. Pat's Day theme	St. Patrick's Day book Obj: To read a story with a St. Pat's Day theme
<u>Fingerplays & Songs</u>	"Who is wearing green today?" Obj: To identify the color green	"Mary Had a Little Lamb" Obj: To hear a new song	"See-Saw Millie McGraw" Obj: To hear a fun Irish song	"Molly Malone" Obj: To hear a new Irish song	"Michael Finnegan" Obj: To hear a silly song
<u>Motor</u>	Stacking Soft Blocks Obj: To work on fine motor skills	Walk With Me Obj: To practice taking steps with assistance	Pulling Up Obj: To strengthen muscles and use gross motor skills	This is the Way We Kick Our Legs Obj: To strengthen leg muscles	Crawling Buddies Obj: To imitate baby's crawl
<u>Sensory & Science</u>	Green Jar Shakers Obj: To make something green for baby to shake	Colored Scarves Obj: To feel and explore a new texture	Painting With Green Obj: To feel paint and use hands to explore	Colored Rainbow Streamers Obj: To encourage baby to reach	Blowing Bubbles Obj: To encourage baby to reach and catch

Infant Lesson Plan

Unit: In The Wild West

Date: March 24

Content Area	Planned Activities				
	Monday	Tuesday	Wednesday	Thursday	Friday
Language	"Pat-A-Cake" Obj: To hear a rhyme and act out the motions	Giddy-Up Horsie Obj: To hear a word and anticipate an action	<u>Wild West Counting Book</u> Obj: To hear counting with a western theme	<u>Cowboy Small</u> Obj: To hear a cowboy story	yee-haw! Obj: To hear and repeat a fun sound
<u>Fingerplays & Songs</u>	"She'll Be Comin' Round the Mountain" Obj: To imitate actions with a song	"Ride a Little Horsie" Obj: To hear a song about horses	"Oh, My Darlin' Clementine" Obj: To hear a new song with a western theme	"Home on The Range" Obj: To hear a new song with a western theme	"Turkey In The Straw" Obj: To hear a fun song and move to the music
<u>Motor</u>	Waving Hello Obj: To connect words with actions	Beanbag Toss Obj: To improve hand-eye coordination	Bronco Ride! Obj: To strengthen balance while pretending to ride	Pushing Trains Obj: To practice pushing objects	Putting On Cowboy Hats Obj: To practice putting on and taking off
<u>Sensory & Science</u>	Cowbells! Obj: To hear a new noise and explore an instrument	In My Tee-Pee Obj: To create a fort and explore	Exploring Feathers Obj: To feel a new texture	Playing With Pots and Pans Obj: To create sounds with different objects	Hide and Seek with Western Animals Obj: To test object permanence

Infant Lesson Plan

Unit: Audrey Wood

Date: March Week 4

Content Area	Planned Activities				
	Monday	Tuesday	Wednesday	Thursday	Friday
Language	<p><u>Silly Sally</u> by Audrey Wood Obj: To hear a book by the featured author</p>	<p><u>The Napping House</u> by Audrey Wood Obj: To hear a story by the featured author</p>	<p><u>The Little Mouse</u> by Audrey Wood Obj: To hear a story by the featured author</p>	<p><u>Red, Ripe Strawberry</u> by Audrey Wood Obj: To hear a story by the featured author</p>	<p><u>Big, Hungry Bear</u> by Audrey Wood Obj: To hear a story by the featured author</p>
Fingerplays & Songs	<p>"Shake your Sillies Out" by The Wiggles Obj: To shake hands to a funny song</p>	<p>"Close your Eyes and Go To Sleep" Obj: To hear a soothing lullaby</p>	<p>"Three Blind Mice" Obj: To hear a rhyme about mice</p>	<p>"Fruit Salad" by The Wiggles Obj: To hear a silly song about healthy food</p>	<p>"The Bear Went Over the Mountain" Obj: To hear a song about bears</p>
Motor	<p>Shake your Rattle! Obj: To learn the fine motor skill of shaking</p>	<p>Rolling Over in the Bed! Obj: To practice gross motor skills</p>	<p>Crawling Through a Mouse Hole Obj: To crawl through a tunnel</p>	<p>Picking Up My Food Obj: To practice the pincer grasp</p>	<p>Mountains of Pillows Obj: To strengthen large muscle groups</p>
Sensory & Science	<p>Shaking Cans Obj: To demonstrate cause and effect. Shake=noise</p>	<p>Peek-a-Boo Blankets Obj: To develop the sense of object permanence</p>	<p>Loud Sounds and Quiet Sounds Obj: To hear the difference in volumes of different noises</p>	<p>Where is the Fruit? Obj: To play a hide and seek game</p>	<p>Feeling Soft Fur Obj: To feel a soft texture with the hands</p>

Infant Lesson Plan

Unit: In the Garden

Date: March, week 5

Content Area	Planned Activities				
	Monday	Tuesday	Wednesday	Thursday	Friday
Language	"Tiny Seeds" Obj: To hear a rhyme about seeds	Sally the Snail Obj: To hear a story about what lives in a garden	The Very Hungry Caterpillar by Eric Carle Obj: To hear a story about what happens to a caterpillar	The Tiny Seed by Eric Carle Obj: To learn about how seeds grow	"Round and Round the Garden" Obj: To hear a new rhyme about gardens
<u>Fingerplays & Songs</u>	Caterpillar Game Obj: To imitate the actions of a caterpillar	"The Itsy-Bitsy Spider" Obj: To learn the fingerplay of a popular song	"You Are My Sunshine" Obj: To recognize the word "sun"	"Drip, Drop, Little April Showers" Obj: To sing a song about rain	"Two Little Blackbirds" Obj: To hear a song about what lives in a garden
<u>Motor</u>	Fun with Shovels and Pails Obj: To manipulate and explore an object	Fields of Pillows Obj: To practice crawling through obstacles	Stretch Like a Tree Obj: To strengthen arm and leg muscles	Flap Your Wings Obj: To create purposeful movements with the arms	Rabbit Hop Obj: To strengthen and control leg muscles
<u>Sensory & Science</u>	Feeling Flowers Obj: To discover the texture of a flower and stem	Smelling Flowers Obj: To smell something sweet from the garden	Flower Garden Painting Obj: To create art using colors of nature	Watering Can Spill Obj: To experiment with water and pouring	Eating Fruit Obj: To taste and explore a healthy treat

Infant Lesson Plan

Unit: Birds and Butterflies

Date: April, Week 1

Content Area	Planned Activities				
	Monday	Tuesday	Wednesday	Thursday	Friday
Language	<u>In the Nest</u> by Anna Milbourne	<u>Eggs and Chicks</u> An Usborne Beginner Book	Bird/Butterfly Collage Obj: To point out and identify pictures of birds and butterflies	<u>The Ugly Duckling</u> Obj: To hear a story about a duck	Tweet Like a Bird Obj: To make a noise like a bird
Fingerplays & <u>Songs</u>	"Two Little Blackbirds" Obj: To hear a rhyme with fingerplay	"Hush Little Baby" Obj: To hear a song about a mockingbird	Butterfly Sign: Obj: To observe the sign for butterfly	"Rockin' Robin" Obj: To hear a fun song with bird sounds	"Sing a Song of Sixpence" Obj: To hear a rhyme featuring birds
Motor <u>_____</u>	Flap Your Wings Obj: To imitate a flapping motion	Flying in the Sky Obj: To express delight at "flying"	Crawl for the Bird Puppet Obj: To encourage crawling to an object	Reach for the Butterfly Obj: To encourage the reaching out of arms	Pulling Up Obj: To strengthen arm and leg muscles and balance
Sensory & Science <u>_____</u>	Feeling Fine Feathers Obj: To feel the softness of a feather	Can you Whistle Like a Bird? Obj: To imitate a bird noise	Looking for Birds and Butterflies Outside Obj: To observe nature	Little Bird Bath Obj: To engage in water play	Sponge Art with Butterfly Sponges Obj: To create messy art

Infant Lesson Plan

Unit: Insects and Spiders

Date: April, Week 2

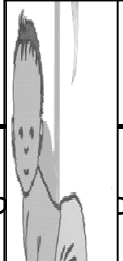

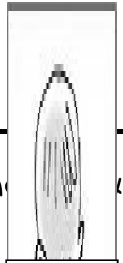
Content Area	Planned Activities				
	Monday	Tuesday	Wednesday	Thursday	Friday
Language	<p><u>Quick as a Cricket</u> by Audrey Wood Obj: To hear a story about an insect</p>	<p><u>Little Ant's Hill</u> Obj: To hear a rhyme about an ant</p>	<p><u>Sally the Snail</u> Obj: To hear a story about a snail</p>	<p><u>The Itsy Bitsy Spider</u> Obj: To hear a classic rhyme about a spider</p>	<p>Say "Buzz!" Obj: To imitate the sounds of a bee</p>
<u>Fingerplays & Songs</u>	<p>"Little Miss Muffet" Obj: To hear a rhyme about a spider</p>	<p>"Itsy-Bitsy Spider" Obj: To imitate fingerplay of a rhyme</p>	<p>Caterpillar Rhyme Obj: To see the actions of a crawling caterpillar</p>	<p>"Shoo-Fly" Obj: To hear a silly song about a fly</p>	<p>"Bringing Home a Baby Bumblebee" Obj: To hear a song about a bee</p>
<u>Motor</u>	<p>Reach for the Spider Obj: To practice reaching for a desired object</p>	<p>Inchworms Crawl Obj: To imitate crawling and strengthen motor skills</p>	<p>Point to the Bug Obj: To learn how to point to the named object</p>	<p>Flying Through The Air Obj: To delight in pretending to fly</p>	<p>Find The Bee Puppet Obj: To test object permanence</p>
<u>Sensory & Science</u>	<p>Pipe Cleaner Spiders Obj: To feel a new texture and see a spider</p>	<p>Bug Shakers Obj: To grasp and shake an object</p>	<p>Snail Slime! Obj: To feel a new, slimy texture</p>	<p>Blowing Through Straws Obj: To imitate a teacher's actions and explore a straw</p>	<p>Ladybug Dots Obj: To make finger print dots with paint</p>

Infant Lesson Plan

Unit: The Earth

Date: April, Week 3

Content Area	Planned Activities				
	Monday	Tuesday	Wednesday	Thursday	Friday
Language	Find the Color Green Obj: To discover the color green	<u>Book</u>	<u>Book</u>	<u>Book</u>	<u>Book</u>
Fine Arts &	"This Land Is Your Land" Obj: To hear a song about the USA	"The Whole World in His Hands" Obj: To sing along to a song	"We Are All Earthlings" From Sesame Street Obj: To hear a song about things on the Earth	World Music Obj: To be exposed to music from other countries	World Music Obj: To hear music from other countries
	Ball Toss Obj: To practice throwing a ball	Clapping Your Hands! Obj: To learn the fine motor skill of clapping	Climbing a Mountain Obj: To enhance gross motor skills and exercise	Stand Up, Sit Down Obj: To strengthen the arm and leg muscles	Spin in a Circle! Obj: To strengthen balance and delight in spinning
Sensory Science	Going on a Nature Walk Obj: To discover the animals and plants outside	Sand Bags Obj: To manipulate and feel sand	Sand Painting Obj: To create messy art with a new medium	Ocean in a Bottle Obj: To observe the properties of water	Leafs and Plants Obj: To feel textures of things we find outside



Infant Lesson Plan

Unit: Outer Space

Date: April, Week 4

Content Area	Planned Activities				
	Monday	Tuesday	Wednesday	Thursday	Friday
Language	Solar System Collage Obj: To say "sun" and "moon"	<u>Papa, Please Get the Moon For Me</u> by Eric Carle Obj: To hear a story and see pictures of the moon	<u>Goodnight Moon</u> Obj: To hear a classic story and see the moon	<u>Astronaut by Gaby Goldsack</u> Obj: To discuss what an astronaut does	<u>Baby Galileo Sees the Stars</u> Obj: To discuss stars
<u>Fingerplays & Songs</u>	"I See the Moon" Obj: To learn a new rhyme	"When you Wish Upon a Star" Obj: To enjoy a song with the word "star"	"Starlight, Starbright" Obj: To enjoy a rhyme about a star	"I Don't Want to Live On the Moon" a Sesame Street Song Obj: To hear a moon song	"Five Little Aliens" Obj: To hear a rhyme about aliens
<u>Motor</u>	Pointing Up to Space! Obj: To learn the skill of pointing	Moon Walking Obj: To practice walking and strengthen legs	Rings of Saturn Toss Obj: To practice placing objects with purpose	Flying Through Space Obj: To enjoy the act of pretending to fly	1-2-3 Blast Off! Obj: To anticipate being lifted into the air
<u>Sensory & Science</u>	Flashlight Fun Obj: To track light with the eyes	Glowing Stars Obj: To enjoy glow in the dark patterns	Moon Rocks Obj: To feel and explore smooth and rough rocks	Picking Up Fruit Puffs (Stars) Obj: To practice the pincer grasp	Twinkling Star Painting Obj: To create art with glitter paints

Infant Lesson Plan

Unit: Bears

Date: May, Week 1

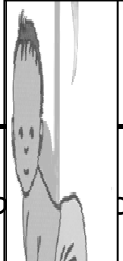

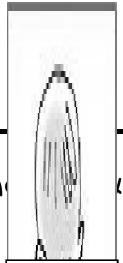
Content Area	Planned Activities				
	Monday	Tuesday	Wednesday	Thursday	Friday
Language	<u>Brown Bear, Brown Bear</u> by Eric Carle Obj: To hear a rhyming book	<u>Corduroy</u> by Don Freeman Obj: To hear a bear story	<u>That's Not My Bear</u> An Usborne Book Obj: To read a book with textured pages	<u>Panda Bear, Panda Bear</u> by Eric Carle Obj: To hear a rhyming story	<u>Winnie The Pooh</u> Obj: To hear a tale about a bear
<u>Fingerplays & Songs</u>	"Rockabye Your Bear" by The Wiggles Obj: To mimic the actions to a song	"Teddy Bear, Teddy Bear, Turn Around" Obj: To imitate the actions of a song	"The Bear Went Over the Mountain" Obj: To enjoy a rhyme about a bear	"Teddy Bears Picnic" Obj: To learn a new song about bears	"Winnie the Pooh" Obj: To hear a song that goes along with a story
<u>Motor</u>	Clap Your Paws! Obj: To learn the skill of bringing hands together	Big, Bear Hugs Obj: To show affection by hugging	Bears Over the Mountain Obj: To crawl over a pillow mountain	Exercise Time! Obj: To work out and stretch arms and legs	Ticklish Tummies Obj: To initiate a response from tickling
<u>Sensory & Science</u>	Exploring Soft Teddy Bears Obj: To feel the parts of a teddy bear	Hiding the Bear in the Cave Obj: To test object permanence	Soft Fur Obj: To feel the soft fur of a bear	Eating Teddy Crackers Obj: To taste a new food	Sticky Honey (use syrup) Obj: To feel a sticky texture

Infant Lesson Plan

Unit: At The Zoo

Date: May, Week 2

Content Area	Planned Activities				
	Monday	Tuesday	Wednesday	Thursday	Friday
Language	Roar Like a Lion Obj: To imitate an lion's roar	<u>Zoo's Who. Baby Touch and Feel</u> Obj: To feel different animal skin textures	<u>But Not The Hippopotamus</u> by Sandra Boynton Obj: To read a book featuring zoo animals	<u>If I Ran The Zoo</u> by Dr. Seuss Obj: To see animals at the zoo	<u>Double Delight Zoo</u> by Mary Novick Obj: To read a story that takes place at a zoo
Fine Arts &	"We're Going To the Zoo" by Raffi Obj: To hear a song about a zoo trip	"A To Zoo" With Curious George Obj: To take a pretend trip to the zoo	"Five Little Monkeys" Obj: To hear a rhyme about animals at a zoo	"The Lion Sleeps Tonight" Obj: To hear a song about a zoo animal	"I Went to the Animal Fair" Obj: To hear a song about different animals
	Animal Pop-Ups Obj: To strengthen fine motor skills	Puppet Play Obj: To explore a toy using the hands	Pushing Trains Obj: To crawl along while manipulating a toy	Picking Up Animals Obj: To fill and dump toys using the hands	Animals in a Cage Obj: To place objects with purpose
Sensory Science	Feeling Fur Obj: To feel the fur of zoo animals	Zebra Stripes Painting Obj: To strengthen fine motor skills	Eating Animal Crackers Obj: To practice the pincer grasp and enjoy a new snack	Can Roll Overs Obj: To roll over cans with animal pictures	Touch and Feel Animals Obj: To experience the feel of different animal skins



Infant Lesson Plan

Unit: Sports

Date: May, Week 3

Content Area	Planned Activities				
	Monday	Tuesday	Wednesday	Thursday	Friday
Language	Saying "Ball" Obj: To learn and say a new word	<u>Play Ball</u> by Jorge Pasada Obj: To hear a story about baseball	<u>Out Of The Ballpark</u> by Alex Rodriguez Obj: To hear a baseball story	<u>Toddlerobics</u>	Sports Book Obj: To hear a story about sports
<u>Fingerplays & Songs</u>	"Bouncing Ball" Obj: To hear a rhyme about sports	"Bounce Baby" Obj: To enjoy bouncing along to a rhyme	"Take Me Out To The Ball Game" Obj: To hear a classic baseball song	"Baby Feet" Obj: To enjoy a song about what our feet can do	"Head, Shoulders, Knees and Toes" Obj: To hear a song about exercising
<u>Motor</u>	Kicking Our Legs Obj: To strengthen leg muscles	Baby Race! Obj: To imitate a race by crawling	Let's Go Bowling! Obj: To use a ball to knock over a target	Reaching Our Feet Obj: To use the hands to grasp the feet	Stacking Blocks Obj: To strengthen fine motor skills
<u>Sensory & Science</u>	Texture Balls Obj: To feel smooth and bumpy textures on a ball	Golf Ball Painting Obj: To paint using a new object	Ball Scoop Obj: To strengthen hand-eye coordination	Catch the Bubbles Obj: To use the arms to reach	What Floats? Obj: To experiment with objects in the water

Infant Lesson Plan

Unit: Splish, Splash, Splosh

Date: May, Week 4

Content Area	Planned Activities				
	Monday	Tuesday	Wednesday	Thursday	Friday
Language	Quack like a Duck! Obj: To imitate an animal sound	<u>Ten Friendly Fish</u> by Debbie Tarbett Obj: To read a counting book	<u>Boats</u> by Byron Barton Obj: To talk about boats that go in the water	<u>In With a Splash!</u> By: Karen Sapp Obj: To hear a story about the ocean	<u>Bathtime!</u> By DK Publishing Obj: To discuss how baby takes a bath
<u>Fingerplays & Songs</u>	"Rub, a Dub Dub" Obj: To hear a silly song about water	"Row, Row, Row Your Boat" Obj: To imitate a rowing motion with a song	"Rubber Ducky" Obj: To enjoy a silly song	"Baby Beluga" Obj: To hear a song about a whale	"Splish, Splash, I was Takin' a Bath" Obj: To dance to a funny song
<u>Motor</u>	Ducky Hide and Seek Obj: To test object permanence	Goin' Fishin' Obj: To practice fine motor skills	Rowing Arms and Legs Obj: To strengthen muscles and move the body	Swimming on the Floor Obj: To work arm muscles and kick legs	Rolling Beach Balls Obj: To practice the skill of rolling
<u>Sensory & Science</u>	Spray Bottle Mist Obj: To explore a spray bottle and water	Water Play with Sponges Obj: To discover the properties of water	Ocean in a Bottle Obj: To observe water and oil in a bottle	Water Play! Obj: To enjoy experimenting with water	Bubbles! Obj: To reach for and explore bubbles

Infant Lesson Plan

Unit: Camping

Date: June, week 1

Content Area	Planned Activities				
	Monday	Tuesday	Wednesday	Thursday	Friday
Language	<p>Up & Down Obj: to learn and repeat new words and sounds "up" & "down"</p>	<p>In & Out Obj: to coordinate movements while learning new positional words "in" & "out"</p>	<p>Open, Shut Them Obj: to learn new words while grasping and moving body parts</p>	<p>This Little Piggy Obj: to repeat words & movements while interacting and stimulating responses</p>	<p>Missing Marshmallows Obj: to babble & identify missing objects while using the words "here it is"</p>
Fingerplays & Songs	<p>"Twinkle, Twinkle, Little Star" Obj: to learn a new song & mimic movements</p>	<p>"A Camping We Will Go" Obj: to learn & repeat a familiar tune while playing musical instruments</p>	<p>"Hokey Pokey" Obj: to move & identify body parts while singing a song</p>	<p>"Did You Ever Go Camping?" Obj: to sing and repeat a new song to a familiar tune</p>	<p>"Rock A Bye Baby" Obj: to spend one on one time while having face to face interactions"</p>
Motor	<p>Stars Up, Stars Down Obj: to practice stretching & reaching for objects placed above them</p>	<p>Tent Traffic Obj: to practice crawling in and out while exploring new areas</p>	<p>Sleeping Bag Scoot Obj: to creep & crawl on a new surface</p>	<p>Shooting Stars Obj: to toss or roll objects to one another, to play a group game</p>	<p>Making Marshmallows Obj: to use & strengthen fine motor skills by crumpling paper</p>
Sensory & Science	<p>Flashlight Fun Obj: to track & follow light as it is moved from place to place</p>	<p>Dig and Discover Obj: to increase fine motor skills by scooping and gathering "dirt"</p>	<p>On the Green Obj: to use tactile senses to explore new textures</p>	<p>Shiny & Bright Obj: to explore creative expression by using various textures & colors</p>	<p>Marshmallow Music Obj: to locate and track sounds made while crumpling paper</p>

Infant Lesson Plan

Unit: Fur, Feathers & Fins

Date: June, week 2

Content Area	Planned Activities				
	Monday	Tuesday	Wednesday	Thursday	Friday
Language	<p><u>Guess How Much I Love You</u> Obj: to listen to a story and show interest in pictures</p>	<p>"Quack, Quack, Quack" Obj: to repeat familiar sounds and to learn and mimic new animal noises</p>	<p>Puppet Play Obj: to interact, communicate & show emotions</p>	<p><u>Have You Seen My Cat?</u> Obj: to read and have face to face interactions</p>	<p>More Fish Obj: to repeat and identify words and learn to verbalize wants</p>
Fingerplays & Songs	<p>"Little Bunny Foo Foo" Obj: to learn a new song & mimic movements</p>	<p>"5 Little Ducks" Obj: to learn & repeat a familiar tune while mimicking animal sounds</p>	<p>"BINGO" Obj: to sing a new song while practicing clapping</p>	<p>"Old MacDonald" Obj: to sing & repeat a familiar tune while mimicking animal sounds</p>	<p>"3 Little Fishes" Obj: to coordinate body parts with movements & song</p>
Motor	<p>Cotton Crush Obj: to practice grasping new textures with fingers and hands</p>	<p>Feathers are Flying Obj: to move & catch feathers as they are tossed in the air</p>	<p>In the Doghouse Obj: to creep & crawl into a new place</p>	<p>Stretch & Reach Obj: to practice standing and reaching for objects</p>	<p>Fish in the Bowls Obj: to use fine motor skills by adding fish to bowls</p>
Sensory & Science	<p>Cotton Ball Painting Obj: to experience a new texture while painting with cotton balls</p>	<p>Ticklish Tummies & Toes Obj: to respond to an action as it is experienced</p>	<p>Burying Bones Obj: to use senses while exploring new textures and to explore cause and effect</p>	<p>Whisker Wonders Obj: to explore creative expression using string & ribbon</p>	<p>Splashing Silliness Obj: to use hands & sponges while exploring water</p>

Infant Lesson Plan

Unit: Summer Fun

Date: June, week 3

Content Area	Planned Activities				
	Monday	Tuesday	Wednesday	Thursday	Friday
Language	Sun Obj: to learn new words and repeat sounds	Hello & Goodbye Obj: to coordinate movements while learning new words	High & Low Obj: to learn and repeat new words and sounds	Which One? Obj: to gesture or point	Identifying Picture Cards Obj: to point to pictures while learning new words
Fingerplays & Songs	"Hot Summer" Obj: to sing and repeat a familiar tune	"You Are My Sunshine" Obj: to sing and repeat a familiar tune	"Oh Mr. Sun" Obj: to sing and mimic movements	"To The Beach" Obj: to explore rhythm	"5 Little Shells" Obj: to experience numbers while counting backwards from 5-1
Motor	Beach Ball Exploration Obj: to explore an object's characteristics	Building with Blocks Obj: to display eye-hand coordination while working on controlled movements	Baby Aerobics Obj: to kick feet while laying on stomach	Bubble Popping Obj: to use large motor skills while exploring bubbles	Chalk Pictures Obj: to use fine motor skills while gripping and moving writing utensils
Sensory & Science	Is it Soft or Rough? Obj: to sharpen tactile senses while exploring different textures	Warm or Cold Obj: to use sense of touch and discover differences in temperature	Sand Table Obj: to expand sensory experiences while exploring objects in sand	Going Fishing Obj: to improve large motor skills by reaching for an object	Ocean Squeeze Obj: to participate in a sensory experience

Infant Lesson Plan

Unit: Travel

Date: June, week 4

Content Area	Planned Activities				
	Monday	Tuesday	Wednesday	Thursday	Friday
Language	Go! Obj: to learn new words & sounds	Train Obj: to explore trains and their characteristics	Which one? Obj: to encourage children to make choices	Transportation Books Obj: to expand interest in books and to listen to a story	Bye-Bye Friend Obj: to demonstrate word comprehension and to wave goodbye
Fingerplays & Songs	"Twinkle, Twinkle Traffic Light" Obj: to sing and repeat a familiar tune	"Engine on the Track" Obj: to experience rhymes using hand and finger motions	Musical Instruments Obj: to explore creative expression by using musical instruments	Wheels on the Bus Obj: to sing and repeat a familiar tune	"I'm a Little Airplane" Obj: to sing and to use hands and fingers for motions
Motor	Tire Track Art Obj: to strengthen fine motor skills while participating in creative art	Go, Stop, Go Obj: to encourage use of gross motor and listening skills	Rolling Jars Obj: to practice the movement of rolling	I See You! Obj: to encourage eye contact and practice head & shoulder movements	Walking Together! Obj: to stand with assistance and to walk with support of a teacher or device
Sensory & Science	Feely Box: Travel Obj: to expand sensory exploration while feeling and grasping objects	Will It Float? Obj: to observe objects that sink or float	Big or Small? Obj: to use sense of touch and sight while exploring the object's sizes	Texture Grab Obj: to experience cause & effect and to explore different textures	Wheels Obj: to discover objects with wheels

Infant Lesson Plan

Unit: U.S.A.

Date: July, week 1

Content Area	Planned Activities				
	Monday	Tuesday	Wednesday	Thursday	Friday
Language	Where Is The Red Ball? Obj: to identify familiar pictures & demonstrate memory skills	I See... Obj: to search for and locate partially hidden pictures	Red, White & Blue Book Obj: to vocalize sounds while reading a book	"Roll, Roll, Roll Your Hands" Obj: to imitate actions and respond to spoken cues	Center
Fingerplays & Songs	Shake, Rattle and Roll Obj: to discover cause and effect while using musical instruments	Dance To The Music Obj: to move body and respond to music as it is played	"If You're Happy and You Know It" Obj: to clap and respond to rhythm in music	"Mr. Sun" Obj: to learn a new song and mimic words and actions	Closed
Motor	Stripes are Waving Obj: to use motor skills creatively	Star Toss Obj: to toss objects using large motor skills	Hats, Hats & More Hats Obj: to use hands to select objects and use them appropriately	Beach Ball Pass Obj: to play a game with or beside others	For
Sensory & Science	My Finger Painted Flag Obj: to use hands and various materials for painting	Playdough Fun Obj: to create & explore a new texture using hands	Bubble Catch Obj: to move, stretch and catch objects	Beach Ball Painting Obj: to explore creative expression using familiar objects as tools	Independence Day!

Infant Lesson Plan

Unit: Imagination & Information

Date: July, week 2

Content Area	Planned Activities				
	Monday	Tuesday	Wednesday	Thursday	Friday
Language	White on Black Obj: to identify familiar pictures in books and practice mimicking words	Reading Magazines Obj: to explore different types of reading material	<u>Shapes, Shapes, Shapes</u> Obj: to explore a shapes book and use language while reading	What's In The Box? Obj: to vocalize sounds and mimic words when shown objects	Where Is The Bear? Obj: to respond to actions by repeating words
Fingerplays & Songs	Panda Bear, Panda Bear Obj: to mimic movements while learning a new rhyme	The Alphabet Song Obj: to listen to & sing a familiar tune and move to music	Who Is Here Today? Obj: to practice name to face recognition using friends and pictures	Noise Boxes Obj: to shake and respond to noise using familiar objects	"The Bear Went Over the Mountain" Obj: to learn a new song and mimic words & motions
Motor	Panda Roll Obj: to roll from side to side when visually stimulated	Which One? Obj: to show preferences by moving towards an object	Share It With... Obj: to play a group game while practicing name to face recognition	A Box Full of Fun Obj: to explore a new place by creeping, crawling or walking	Mountain Climbing Obj: to crawl, climb & scoot
Sensory & Science	Newspaper Crumble Obj: to determine location of sound	A Book of Textures Obj: to explore using sense of touch	Will It Fit? Obj: to explore shapes and sizes using hands	A New House Obj: to explore creative expression while decorating large box	Moving Air Obj: to explore cause and effect while anticipating occurrence

Infant Lesson Plan

Unit: Sea Life

Date: July, week 3

Content Area	Planned Activities				
	Monday	Tuesday	Wednesday	Thursday	Friday
Language	Water/Ocean Obj: to learn and repeat new words	Happy Chant Obj: to associate pictures with words and to explore emotions	<u>Commotion in the Ocean</u> Obj: to be exposed to books	Sea Animal Photos Obj: to explore sea animals and be exposed to new vocabulary	Fish Colors Obj: to be exposed to colors and the names that correlate
Fingerplays & Songs	Octopus Fingerplay Obj: to sing a song while using hands and fingers for motions	I'm a Little Fishy Obj: to learn and repeat a song	Fish Story Obj: to sing a song while being exposed to counting	All the Little Fishy's Obj: to sing and respond to music	Catch A Fish Obj: to learn and repeat a song
Motor	Painting Seashells Obj: to developing fine motor skills while using objects as a painting tool	Chase the Fish Obj: to increase large motor skills by crawling or walking	Starfish Crunch Obj: to work on fine motor skills while exploring textures	Hand Octopus Obj: to use hands and thumbs as painting tools	Going Fishing Obj: to use large motor skills while practicing eye hand coordination
Sensory & Science	Ocean in a Bottle Obj: to make observations using sense of sight	Listening to the Ocean Waves Obj: to explore sound of shell as it is placed on ear	Texture of Seashells Obj: to use sense of touch to examine and explore differences	Sand Exploration Obj: to explore objects found near the ocean	Ocean Bag Obj: to use senses to explore hidden objects

Infant Lesson Plan

Unit: A Visit to Never, Neverland

Date: July, week 3

Content Area	Planned Activities				
	Monday	Tuesday	Wednesday	Thursday	Friday
Language	<p>Tick, Tock Obj: to mimic and repeat sounds after reading a story</p>	<p>Uh Oh! Obj: to use new words to express feelings</p>	<p>Jack & Jill Obj: to listen to a rhyme while being read to</p>	<p>Boats, Boats, Boats Obj: to be exposed to numbers while counting</p>	<p>Star Light, Star Bright Obj: to point to familiar objects while reading a book</p>
Fingerplays & Songs	<p>Hickory, Dickory Dock Obj: to learn a new rhyme and clap to rhythm</p>	<p>Humpty Dumpty Obj: to learn a new rhyme and mimic movements using puppets</p>	<p>Jack & Jill Obj: to participate in a group experience</p>	<p>Row, Row, Row your Boat Obj: to experience rhythm</p>	<p>Star Light, Star Bright Obj: to point to familiar objects while reading a book</p>
Motor	<p>Go, Stop! Obj: to encourage gross motor skills while using listening skills</p>	<p>Egg Roll Obj: to use hands and arms to push objects</p>	<p>Crawl Up, Crawl Down Obj: to use gross motor skills to move on an incline</p>	<p>Row, Row, Row your Boat Obj: to move and respond to a rhyme</p>	<p>Stars Are Shapes Obj: to explore shapes and sizes using hands</p>
Sensory & Science	<p>Soft or Rough? Obj: to use sense of touch to explore</p>	<p>What's Inside? Obj: to explore sound using cause and effect</p>	<p>Bucket Painting Obj: to use familiar objects for creative expression</p>	<p>Boats Float Obj: to explore and observe objects that sink and float</p>	<p>Star Prints Obj: to explore paint & creative expression</p>

Infant Lesson Plan

Unit: In My Neighborhood

Date: July, week 4

Content Area	Planned Activities				
	Monday	Tuesday	Wednesday	Thursday	Friday
Language	Where is the Baby? Obj: to respond and mimic new words while interacting	Baby Faces Obj: to point or gesture to familiar faces	Read With Me Obj: to vocalize sounds while being read a story	Puppet Play Obj: to interact with puppets while being exposed to various tones	In My House Obj: to recognize and respond to familiar pictures
<u>Fingerplays & Songs</u>	"Baby, Baby, How Are You" Obj: to experience rhythm through music	"Move It" Obj: to move and dance in response to music	"1, 2, 3 Little People" Obj: to sing a song while being exposed to counting	"Friends Have Feelings" Obj: to explore facial expressions while participating in a music experience	"I Went Walking" Obj: to sing and repeat a familiar tune
<u>Motor</u>	Hills Are For Rolling Obj: to roll from side to side	Clap, Wiggle, Cheer Obj: to respond to familiar words	Mail Sorting Obj: to explore motor skills while moving paper	Traffic Jam Obj: to use fine motor skills to roll objects	A Walk Through Our Neighborhood Obj: to use gross motor skills to practice walking
<u>Sensory & Science</u>	A Stroll in the Wagon Obj: to experience places using sight and sound	Bathtub Bubbles Obj: to use motor skills to pop & explore bubbles	Sponge Fun Obj: to use hands to explore wet & dry textures	Tree Painting Obj: to use creative expression while painting with textured objects	On The Grass Obj: to experience textures with feet and hands

Infant Lesson Plan

Unit: Creep, Crawl & Climb

Date: August, week 1

Content Area	Planned Activities				
	Monday	Tuesday	Wednesday	Thursday	Friday
Language	<u>The Very Quiet Cricket</u> Obj: to listen & respond to a story	<u>Rumble in the Jungle</u> Obj: to point and gesture in response to questions	Snake Sounds Obj: to learn and mimic new sounds	<u>In the Tall, Tall Grass</u> Obj: to vocalize sounds while being read to	Vines Up, Vines Down Obj: to learn and respond to new words "up" & "down"
Fingerplays & Songs	"Do You Know the Jungle Animals?" Obj: to participate in a group while learning a new song	"3 Little Monkeys" Obj: to learn & mimic a new fingerplay	Rattle Snakes Obj: to move & identify sounds created by moving objects	"I Went to the Jungle One Day" Obj: to sing and repeat a new song to a familiar tune	Way Up High in the Jungle Trees Obj: to experience rhythm within a fingerplay
Motor	Walk On 2, Crawl On 4 Obj: to use gross motor skills to crawl & walk	Which Creature? Obj: to show preference by moving towards an object	Slither, Slither, Slide Obj: to increase motor skills by creeping and crawling	Buidling Trees Obj: to create towers using more than one soft block	Vines, Vines & More Vines Obj: to practice stretching & reaching for objects placed above them
Sensory & Science	Dirt, Grass, Water Obj: to explore textures using senses	The Elephant's Nose Obj: to explore hidden objects using only sense of touch	Making Rattlesnakes Obj: to crumple paper and use creative expression	Leaf Painting Obj: to experience art using real objects as painting tools	Playdough Vines Obj: to increase fine motor skills while using playdough

Infant Lesson Plan

Unit: In the Kitchen

Date: August, week 2

Content Area	Planned Activities				
	Monday	Tuesday	Wednesday	Thursday	Friday
Language	<p>My Kitchen Obj: to point or gesture to familiar objects</p>	<p>Stir & Pour Obj: to respond to and learn new words</p>	<p>Basket of Food Obj: to learn & be exposed to new words using real items</p>	<p>Where Is the Orange? Obj: to point, gesture or babble words when hidden objects are exposed</p>	<p>More? Obj: to respond to questions using words or gestures</p>
<u>Fingerplays & Songs</u>	<p>Kitchen Orchestra Obj: to experience music using kitchen utensils</p>	<p>"I'm a Little Teapot" Obj: to sing and mimic actions demonstrated</p>	<p>"Apples & Bananas" Obj: to repeat & mimic sounds while learning a new song</p>	<p>"The Muffin Man" Obj: to participate in a group music experience</p>	<p>Pat-A-Cake Obj: to practice clapping while learning a new rhyme</p>
<u>Motor</u>	<p>Spoon Drop Obj: to place objects purposefully while exploring motor skills</p>	<p>Bubbles Are Popping Obj: to explore bubbles and their characteristics while using gross motor skills</p>	<p>Fill the Basket Obj: to experience numbers while counting food items</p>	<p>Orange Roll Obj: to push objects using hands and feet</p>	<p>Feeding Me Obj: to initiate and practice self feeding skills</p>
<u>Sensory & Science</u>	<p>Spatula Art Obj: to create using familiar objects</p>	<p>Bubbles in the Sink Obj: to touch and explore bubbles & water</p>	<p>Salty Art Obj: to use fingers to experience textured objects</p>	<p>Hands In, Hands Out Obj: to use tactile senses and explore new objects</p>	<p>Mashed Potato Art Obj: to experience textures using hands</p>